

Это не презентация, это хорошо замаскированная книга

LAT

/'la:tɛx/ или /'leɪtɛx/

INDEX

1978: TeX

Donald Knuth

1984: LaTeX

Leslie Lamport

1982: PostScript

Adobe Systems

1993: PDF

Adobe Inc.

```
\documentclass[a5paper]{book}
% Что-бы было видно страницу на сером фоне
\usepackage{xcolor}
\usepackage{pagecolor}
\pagecolor{white}

\begin{document}

\LARGE
Hello World!\footnotemark[42]

\footnotetext[42]{From \LaTeX}

\end{document}
```

Hello World!⁴²

⁴²From L^AT_EX

Текст + Блоки

→ **Страницы**

Lorem ipsum dolor sit amet, consectetur adipiscing elit. Ut purus elit, vestibulum ut, placerat ac, adipiscing vitae, felis. Curabitur dictum gravida mauris. Nam arcu libero, nonummy eget, consectetur id, vulputate a, magna. Donec vehicula augue eu neque. Pellentesque habitant morbi tristique senectus et netus et malesuada fames ac turpis egestas. Mauris ut leo. Cras viverra metus rhoncus sem. Nulla et lectus vestibulum urna fringilla ultrices. Phasellus eu tellus sit amet tortor gravida placerat. Integer sapien est, iaculis in, pretium quis, viverra ac, nunc. Praesent eget sem vel leo ultrices bibendum. Aenean faucibus. Morbi dolor nulla, malesuada eu, pulvinar at, mollis ac, nulla. Curabitur auctor semper nulla. Donec varius orci eget risus. Duis nibh mi, congue eu, accumsan eleifend, sagittis quis, diam. Duis eget orci sit amet orci dignissim rutrum.

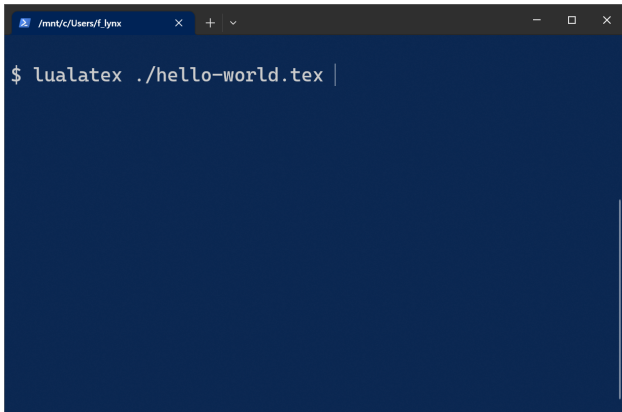
Nam dui ligula, fringilla a, euismod sodales, sollicitudin vel, wisi. Morbi auctor lorem non justo. Nam lacus libero, pretium at, lobortis vitae, ultricies et, tellus. Donec aliquet, tortor sed accumsan bibendum, erat ligula aliquet magna, vitae ornare odio metus a mi. Morbi ac orci et nisl hendrerit mollis. Suspendisse ut massa. Cras nec ante. Pellentesque a nulla. Cum sociis natoque penatibus et magnis dis parturient montes, nascetur ridiculus mus. Aliquam tincidunt urna. Nulla ullamcorper vestibulum turpis. Pellentesque cursus luctus mauris.

\newpage

Lorem ipsum dolor sit amet, consectetur adipiscing elit. Ut purus elit, vestibulum ut, placerat ac, adipiscing vitae, felis. Curabitur dictum gravida mauris. Nam arcu libero, nonummy eget, consectetur id, vulputate a, magna. Donec vehicula augue eu neque. Pellentesque habitant morbi tristique senectus et netus et malesuada fames ac turpis egestas. Mauris ut leo. Cras viverra metus rhoncus sem. Nulla et lectus vestibulum urna fringilla ultrices. Phasellus eu tellus sit amet tortor gravida placerat. Integer sapien est, iaculis in, pretium quis, viverra ac, nunc. Praesent eget sem vel leo ultrices bibendum. Aenean faucibus. Morbi dolor nulla, malesuada eu, pulvinar at, mollis ac, nulla. Curabitur auctor semper nulla. Donec varius orci eget risus. Duis nibh mi, congue eu, accumsan eleifend, sagittis quis, diam. Duis eget orci sit amet orci dignissim rutrum.

Nam dui ligula, fringilla a, euismod sodales, sollicitudin vel, wisi. Morbi auctor lorem non justo. Nam lacus libero, pretium at, lobortis vitae, ultricies et, tellus. Donec aliquet, tortor sed accumsan bibendum, erat ligula aliquet magna, vitae ornare odio metus a mi. Morbi ac orci et nisl hendrerit mollis. Suspendisse ut massa. Cras nec ante. Pellentesque a nulla. Cum sociis natoque penatibus et magnis dis parturient montes, nascetur ridiculus mus. Aliquam tincidunt urna. Nulla ullamcorper vestibulum turpis. Pellentesque cursus luctus mauris.

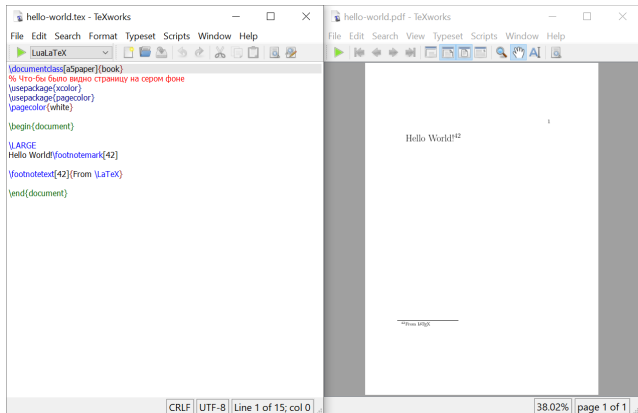
.tex —



A terminal window with a dark blue background. The title bar shows the path `/mnt/c/Users/f_lynx` and standard window controls. The terminal content shows a shell prompt `$` followed by the command `lualatex ./hello-world.tex` and a vertical cursor bar.

```
$ lualatex ./hello-world.tex |
```

→ .pdf



Плюсы

Простые шаблоны

Работа с большими проектами

Полная поддержка всего необходимого

Документация

Свободное и открытое

Минусы

Не WYSIWYG

Сложнее создавать графику

Меньше смысла для мелких задач

Альтернативы

Adobe:

InDesign / Illustrator / Photoshop / DPS

OpenSource:

Scribus / Inkscape / Krita / Blender

photo

obook

в photobook
можно делать:

Вылеты

Страницы

Развороты

Раскладные страницы

Форзацы

Обложки

Суперобложки

```
\documentclass{photobook}
```

```
\documentclass[
    layoutmode=block,
    blockwidth=96mm,
    blockheight=108mm,
    bleed=0mm,
    bindingoffset=0mm,
    imageblockwidth=0.98,
    imageblockheight=0.98,
]{photobook}
```

\ImagePageClear{Скверик}{images/DSC03759}



Скверик

```
\ImagePageFit{}{images/DSC02091}
```



\ImageSpread{Копейка под

домом}{images/DSC05647}





Копейка под домом

\ImageSpreadFitL{НОВЫЙ

Год} {images/DSC03603a}





Новый Год

```
\tweakimageoffsett  
\ImageSpreadFill{%  
  \color{lig  
Чепятники}
```

```
top{5mm}
```

```
%
```

```
lightgray}%
```

```
{images/DSC06650}
```





Челятиники

Шаблоны

шаблонов

```
\documentclass[
    layoutmode=cover,
    spinewidth=5mm,
    spinefold=2mm,
    coverflap=17mm,
    coverboardgrow=0.5mm,
    ...
]{photobook}
\begin{document}

\GenerateTemplate

\end{document}
```

BACK COVER
(96,3 mm x 109,0 mm)

THREE X THREE POINT
SAMPLE

FRONT COVER
(96,3 mm x 109,0 mm)

```
\documentclass[
    layoutmode=jacket,
    ...
    jacketflap=50mm,
    jacketwrap=0.5mm,
    ...
]{photobook}
\begin{document}

\GenerateTemplate

\end{document}
```

BACK FLAP
(26.2 cm x 100.0 mm)

BACK COVER
(26.2 cm x 100.0 mm)

PROPERTY OF UNIVERSITY
OF ALABAMA

FRONT COVER
(26.2 cm x 100.0 mm)

FRONT FLAP
(26.2 cm x 100.0 mm)

```
\documentclass[
    layoutmode=endpaper,
    ...
]{photobook}
\begin{document}

\GenerateTemplate

\end{document}
```

ENDPAPER LEFT
(96.0 mm x 108.0 mm)

ENDPAPER RIGHT
(96.0 mm x 108.0 mm)

Шаблоны для коробок
Больше примеров
Учебник
Исправление багов
Вылизывание и чистка

:Планы

TeXLive

<https://www.tug.org/texlive/>

L^AT_EX

<https://www.latex-project.org/>

photobook





<https://ctan.org/pkg/photobook>

T_EX Wikipedia

<https://ru.wikipedia.org/wiki/TeX>

L_AT_EX Wikipedia

<https://ru.wikipedia.org/wiki/LaTeX>

© All *photographs* are by Alex A. Naanou, and licenced under the Creative Commons, Attribution-NonCommercial-NoDerivatives 4.0 (CC BY-NC-ND 4.0)

<http://creativecommons.org/licenses/by-nc-nd/4.0/>

© The *source code* of this book is licensed under the New BSD License (BSD-3-clause)

<http://opensource.org/licenses/bd-3-clause/>

© The *code listed* in this book can be treated as *Public Domain*.

http://en.wikipedia.org/wiki/Public_domain

This book was designed and laid out using open source fonts and software including: Open Sans, photobook and L^AT_EX.